



Bringing agri-sector & real estate deals into tax net: Economic team expresses inability

Business Recorder: The country's economic team has expressed helplessness before PM Gilani to bring agriculture, real estate and stock exchange transactions into the tax net.

KESC converting six units to coal-fired technology

Business Recorder: The KESC has embarked on a project with the aim to convert its 1,260MW Bin Qasim Power Plant into Coal-fired generation plant.

Economic targets to be lowered: Centre to move out of social sector

Dawn: The govt. is working on a plan to lower major economic targets for next financial year because of economic difficulties and transfer the responsibility of financing social sector projects to the provincial governments from the PSDP.

Imported LNG to help generate 2,500MW of power

Business Recorder: PM Gilani has said Pakistan would import 500 million cubic feet LNG per day from Qatar, which would be provided to power houses to generate 2,500MW of electricity in the country.

General elections in March next year: PM

Business Recorder: PM Gilani has said general elections would take place in March 2013 and the present govt. would complete its five-year term by presenting five budgets.

Oil prices to go up in March

Business Recorder: The special parliamentary committee on oil prices has been informed that prices of petroleum products would further increase in March due to hike in oil price at global level.

Oil price fixation every fortnight

Business Recorder: The Ministry of Petroleum and Natural Resources has decided to fix petroleum products prices after every fortnight.

C/A posts deficit in 7MFY12

Business Recorder: The country's current account balance is again worsening as high imports and slow foreign inflows resulted in US\$2.6bn current account deficit, up by 27 times, during 7MFY12.

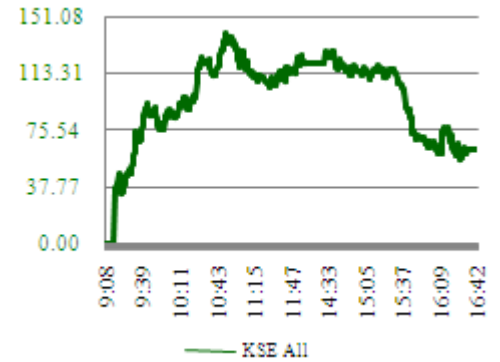
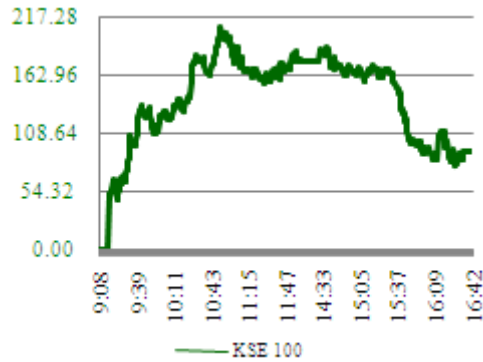
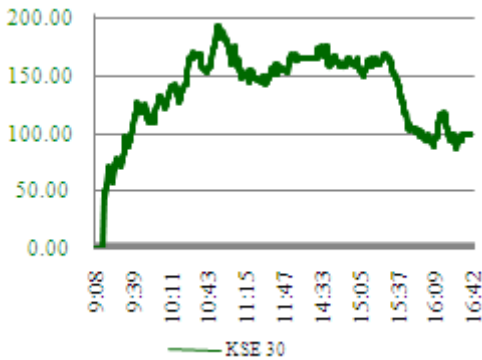


READY MARKET SUMMARY

	KSE 30	KSE 100	KSE ALL
Current Index	11,671.63	12,495.68	8,696.45
Previous Index	11,572.02	12,404.24	8,633.09
Net Change Points	99.61	91.44	63.36
Net Change Percentage	0.86%	0.74%	0.73%
Turnover (mn)	92.68	152.80	233.27
Traded Value (bn)	5.81	6.55	7.05
Mkt Cap.(PKR bn)	616.42	3,002.33	3,257.09
Mkt Cap.(US\$ bn)	6.80	33.10	35.91

TOP EIGHT SECTOR WISE VOLUME

SECTORS	TURNOVER
Construction and Materials	64,879,506
Banks	44,604,763
Chemicals	34,437,765
Financial Services	32,698,643
Personal Goods	26,615,089
Oil and Gas	10,192,130
Electricity	5,523,678
Non Life Insurance	3,571,920



TOP FIVE COMPANIES BY INDEX POINTS

SYMBOL	OPEN	CLOSE	INDEX POINT	VOLUME
OGDC	160.70	162.93	39.92	1,842,478
NBP	47.19	49.08	13.23	11,446,102
ENGRO	127.85	133.99	10.05	5,472,456
UBL	60.47	62.09	8.25	2,409,798
HBL	117.57	118.94	6.28	202,730

TOP FIVE VOLUME LEADERS

SYMBOL	OPEN	CLOSE	CHANGE	VOLUME
JSCL	9.17	9.41	0.24	30,603,658
DGKC	25.68	25.16	(0.52)	27,203,556
ANL	6.13	6.72	0.59	23,660,137
LPCL	2.36	2.44	0.08	18,541,483
FCCL	4.98	4.79	(0.19)	13,573,129

TOP FIVE PRICE GAINERS

SYMBOL	OPEN	CLOSE	CHANGE	VOLUME
MTL	435.01	456.76	21.75	167,030
APL	430.57	449.42	18.85	199,173
ULEVER	5,485.20	5,500.14	14.94	249
SRVI	200.08	209.00	8.92	3,865
ENGRO	127.85	133.99	6.14	5,472,456

TOP FIVE PRICE LOSERS

SYMBOL	OPEN	CLOSE	CHANGE	VOLUME
ATLH	135.95	130.29	(5.66)	2,150
SHJS	65.80	62.51	(3.29)	1,335
PICT	99.50	96.31	(3.19)	8,555
NRL	261.21	259.16	(2.05)	62,514
EXIDE	174.43	172.74	(1.69)	3,815



News Watch

REPO RATES (AVG. YIELD %)

TENOR	AVERAGE
Overnight	11.20
3-Months	11.78
6-Months	11.80
1-Year	11.85

PIB YIELD %

TENOR	YIELD RANGE	
2.6 - 3.0 Years	12.38	12.42
4.6 - 5.0 Years	12.80	12.85
9.6 - 10.0 Years	12.86	12.90
15 Years	13.10	13.20
20 Years	13.20	13.25
30 Years	13.30	13.35

T-BILL YIELD %

TENOR	YIELD RANGE	
16 - 30 Days	11.60	11.65
61 - 90 Days	11.70	11.74
121 - 180 Days	11.82	11.86
271 - 365 Days	11.92	11.93

KIBOR RATES %

TENOR	BID	OFFER
1 Month	11.51	12.01
3 Months	11.63	11.88
6 Months	11.68	11.93
12 Months	11.78	12.28

EXCHANGE RATES (PKR)

CURRENCY	BID	OFFER
US \$	90.80	91.00
Euro	119.30	120.30
UK Pound	143.50	144.50
Japan Yen	1.14	1.16
UAE Dirham	24.74	24.84
Saudi Riyal	24.17	24.27

LIBOR US\$ %

TENOR	
1 Month	0.24
3 Months	0.49
6 Months	0.75
12 Months	1.07

OIL PRICES (US\$/BARREL)

London Brent	122.37
US Crude	103.24

GDR (US\$)

MCBS @ 2 Ord. Sh	2.60
OGDC @ 10 Ord. Sh	16.50
UBLA @ 4 Ord. Sh	2.39
LKCA @ 4 Ord. Sh	3.10

OTHERS

SCRA (US\$m)*	(0.59)
Bank Al Jazira (SR)	20.75

*Feb16,12

Monetary Policy Statements, CY12

DATE	EVENTS
1 st Half, Apr'12	Second
1 st Half, Jun'12	Third
1 st Half, Aug'12	Fourth
1 st Half, Oct'12	Fifth
1 st Half, Dec'12	Sixth

ANNOUNCEMENT

COMPANY	PERIOD	DPS %	BONUS %	RIGHT %	EPS
Millat Tractors Ltd.	31-Dec-11	250(i)	-	-	16.86
1 st Imrooz Modaraba	31-Dec-11	-	-	-	2.85
Grays Leasing Ltd.	31-Dec-11	-	-	-	(0.51)
IGI Investment Bank Ltd.	31-Dec-11	-	-	-	(0.39)
Rupali Polyester Ltd.	31-Dec-11	-	-	-	1.60
Thatta Cement Company Ltd.	31-Dec-11	-	-	-	(0.89)
D.G. Khan Cement Company Ltd. (Separate)	31-Dec-11	-	-	-	2.92
D.G. Khan Cement Company Ltd. (Consolidated)	31-Dec-11	-	-	-	2.91
Baluchistan Wheels Ltd.	31-Dec-11	-	-	-	3.08
United Distributors Pakistan Ltd.	31-Dec-11	-	-	-	0.24

BOARD MEETINGS

DATE	COMPANY
20-Feb-12	Atlas Battery Ltd.
20-Feb-12	Fauji Cement Company Ltd.
20-Feb-12	1 st Al-Noor Modaraba
20-Feb-12	1 st National Bank Modaraba
20-Feb-12	Crescent Jute Products Ltd.
20-Feb-12	Towellers Ltd.
20-Feb-12	Berger Paints Pakistan Ltd.
20-Feb-12	Karachi Electric Supply Corporation Ltd.
20-Feb-12	KASB Modaraba
21-Feb-12	Wah Nobel Chemicals Ltd.



AHCML RESEARCH
PAKISTAN CAPITAL MARKETS

News Watch

Contact us

Head Office

GF-01, Techno City, Hasrat Mohani Road,

Karachi

Ph: +(92-21)-32270808-13

Fax: +(92-21)-32270519

www.ahcml.com

AHCM Research is also available on Reuters Knowledge

Sales Contact No.92-21-32270801-7

Fax.No.92-21-32270524

E-mail: sales@ahcml.com

Research Contact No. 92-21-32270808-11

Fax No. 92-21-32270520

E-mail: research@ahcml.com
